

Apakah responden mengonsumsi makanan dari luar rumah sakit saat dinas malam ini? * Kategori Daya

Terima Makanan Responden Crosstabulation

Count

		Kategori Daya Terima Makanan Responden		Total
		KURANG	BAIK	
Apakah responden mengonsumsi makanan dari luar rumah sakit saat dinas malam ini?	TIDAK	14	4	18
	YA	49	3	52
Total		63	7	70

Chi-Square Tests

	Value	df	Asymp. Sig. (2-sided)	Exact Sig. (2-sided)	Exact Sig. (1-sided)
Pearson Chi-Square	4.022 ^a	1	.045		
Continuity Correction ^b	2.401	1	.121		
Likelihood Ratio	3.503	1	.061		
Fisher's Exact Test				.067	.067
Linear-by-Linear Association	3.964	1	.046		
N of Valid Cases	70				

a. 1 cells (25.0%) have expected count less than 5. The minimum expected count is 1.80.

b. Computed only for a 2x2 table

Risk Estimate

	Value	95% Confidence Interval	
		Lower	Upper
Odds Ratio for Apakah responden mengonsumsi makanan dari luar rumah sakit saat dinas malam ini? (TIDAK / YA)	.214	.043	1.073
For cohort Kategori Daya Terima Makanan Responden = KURANG	.825	.639	1.066
For cohort Kategori Daya Terima Makanan Responden = BAIK	3.852	.952	15.584
N of Valid Cases	70		

Statistics

		Skor Penampilan Makanan	Skor Cita Rasa Makanan	Skor Stress Responden
N	Valid	70	70	70
	Missing	0	0	0
	Skewness	.038	-.164	.436
	Std. Error of Skewness	.287	.287	.287
	Kurtosis	-.803	-.772	-.103
	Std. Error of Kurtosis	.566	.566	.566

One-Sample Kolmogorov-Smirnov Test

		Skor Penampilan Makanan	Skor Cita Rasa Makanan	Skor Stress Responden
N		70	70	70
Normal Parameters ^{a,b}	Mean	36.63	39.40	7.31
	Std. Deviation	9.782	11.463	3.390
Most Extreme Differences	Absolute	.103	.078	.094
	Positive	.080	.078	.094
	Negative	-.103	-.078	-.057
Kolmogorov-Smirnov Z		.862	.655	.787
Asymp. Sig. (2-tailed)		.447	.784	.565

a. Test distribution is Normal.

b. Calculated from data.

Skor Penampilan Makanan

	Frequency	Percent	Valid Percent	Cumulative Percent
20	4	5.7	5.7	5.7
21	1	1.4	1.4	7.1
22	2	2.9	2.9	10.0
24	3	4.3	4.3	14.3
25	2	2.9	2.9	17.1
26	1	1.4	1.4	18.6
28	3	4.3	4.3	22.9
29	3	4.3	4.3	27.1
30	4	5.7	5.7	32.9
32	1	1.4	1.4	34.3
33	3	4.3	4.3	38.6
34	2	2.9	2.9	41.4
35	3	4.3	4.3	45.7
36	3	4.3	4.3	50.0
37	2	2.9	2.9	52.9
38	2	2.9	2.9	55.7
39	4	5.7	5.7	61.4
Valid 40	2	2.9	2.9	64.3
42	2	2.9	2.9	67.1
44	5	7.1	7.1	74.3
45	4	5.7	5.7	80.0
46	1	1.4	1.4	81.4
47	4	5.7	5.7	87.1
48	2	2.9	2.9	90.0
49	1	1.4	1.4	91.4
50	2	2.9	2.9	94.3
51	1	1.4	1.4	95.7
52	1	1.4	1.4	97.1
57	1	1.4	1.4	98.6
59	1	1.4	1.4	100.0
Total	70	100.0	100.0	

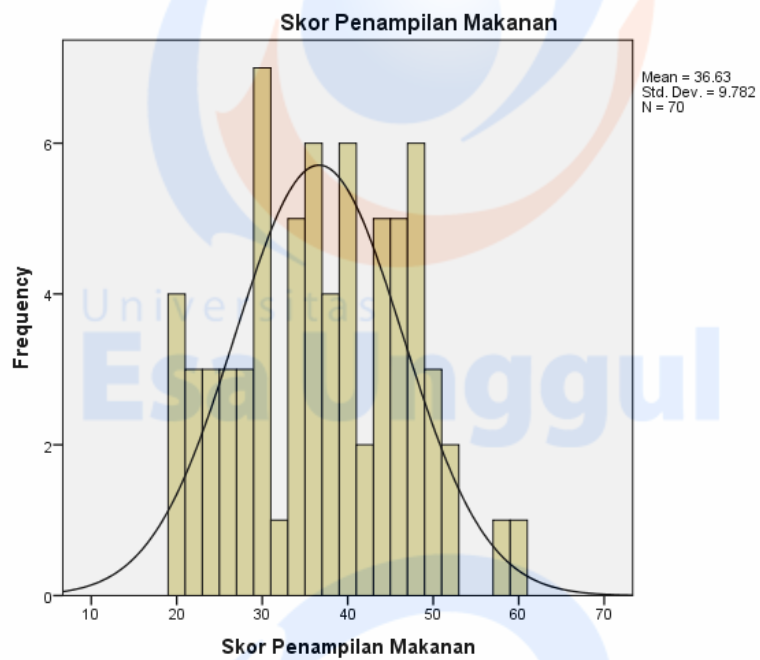
Skor Cita Rasa Makanan

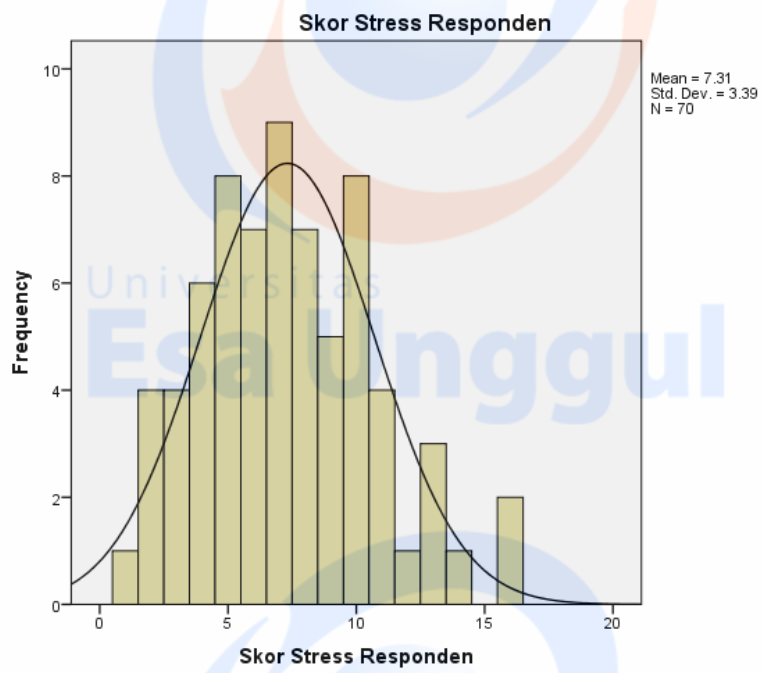
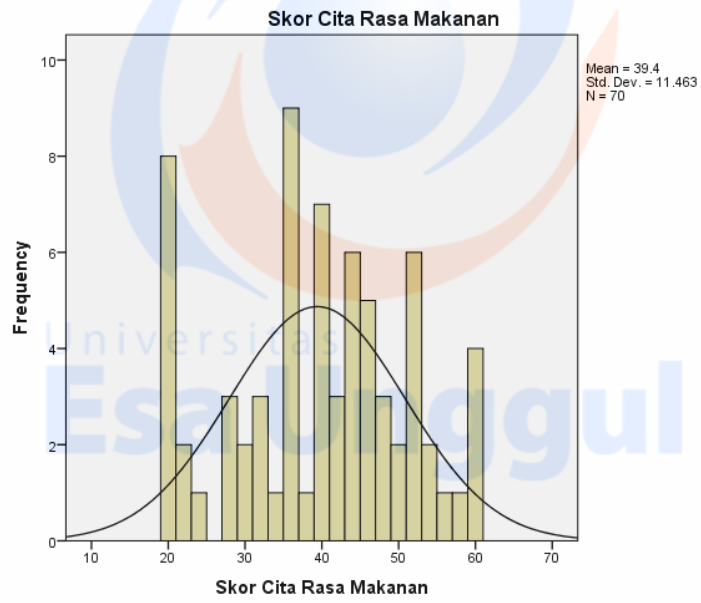
	Frequency	Percent	Valid Percent	Cumulative Percent
20	8	11.4	11.4	11.4
21	1	1.4	1.4	12.9
22	1	1.4	1.4	14.3
24	1	1.4	1.4	15.7
28	3	4.3	4.3	20.0
30	2	2.9	2.9	22.9
31	1	1.4	1.4	24.3
32	2	2.9	2.9	27.1
34	1	1.4	1.4	28.6
35	7	10.0	10.0	38.6
36	2	2.9	2.9	41.4
38	1	1.4	1.4	42.9
39	1	1.4	1.4	44.3
40	6	8.6	8.6	52.9
41	1	1.4	1.4	54.3
Valid 42	2	2.9	2.9	57.1
43	1	1.4	1.4	58.6
44	5	7.1	7.1	65.7
45	4	5.7	5.7	71.4
46	1	1.4	1.4	72.9
47	3	4.3	4.3	77.1
49	1	1.4	1.4	78.6
50	1	1.4	1.4	80.0
52	6	8.6	8.6	88.6
53	1	1.4	1.4	90.0
54	1	1.4	1.4	91.4
55	1	1.4	1.4	92.9
58	1	1.4	1.4	94.3
59	2	2.9	2.9	97.1
60	2	2.9	2.9	100.0
Total	70	100.0	100.0	

Skor Stress Responden

	Frequency	Percent	Valid Percent	Cumulative Percent
--	-----------	---------	---------------	--------------------

1	1	1.4	1.4	1.4
2	4	5.7	5.7	7.1
3	4	5.7	5.7	12.9
4	6	8.6	8.6	21.4
5	8	11.4	11.4	32.9
6	7	10.0	10.0	42.9
7	9	12.9	12.9	55.7
8	7	10.0	10.0	65.7
9	5	7.1	7.1	72.9
10	8	11.4	11.4	84.3
11	4	5.7	5.7	90.0
12	1	1.4	1.4	91.4
13	3	4.3	4.3	95.7
14	1	1.4	1.4	97.1
16	2	2.9	2.9	100.0
Total	70	100.0	100.0	





Jenis Kelamin Responden

	Frequency	Percent	Valid Percent	Cumulative Percent
LAKI-LAKI	21	30.0	30.0	30.0
Valid PEREMPUAN	49	70.0	70.0	100.0
Total	70	100.0	100.0	

Usia Responden

	Frequency	Percent	Valid Percent	Cumulative Percent
21	1	1.4	1.4	1.4
22	3	4.3	4.3	5.7
23	5	7.1	7.1	12.9
24	4	5.7	5.7	18.6
25	5	7.1	7.1	25.7
26	6	8.6	8.6	34.3
27	7	10.0	10.0	44.3
28	7	10.0	10.0	54.3
29	3	4.3	4.3	58.6
30	4	5.7	5.7	64.3
31	3	4.3	4.3	68.6
Valid 32	3	4.3	4.3	72.9
33	3	4.3	4.3	77.1
34	1	1.4	1.4	78.6
35	4	5.7	5.7	84.3
36	1	1.4	1.4	85.7
37	2	2.9	2.9	88.6
38	2	2.9	2.9	91.4
39	1	1.4	1.4	92.9
40	3	4.3	4.3	97.1
47	1	1.4	1.4	98.6
52	1	1.4	1.4	100.0
Total	70	100.0	100.0	

Apakah ada alergi makanan pada Responden

	Frequency	Percent	Valid Percent	Cumulati ve Percent
TIDAK	58	82.9	82.9	82.9
Valid YA	12	17.1	17.1	100.0
Total	70	100.0	100.0	

Unit Bekerja

	Frequency	Percent	Valid Percent	Cumulative Percent
Valid EMG	4	5.7	5.7	5.7
ESD	9	12.9	12.9	18.6
FARMASI	6	8.6	8.6	27.1
IT	5	7.1	7.1	34.3
KMR BAYI	3	4.3	4.3	38.6
LAB	3	4.3	4.3	42.9
LT 6	19	27.1	27.1	70.0
LT 7	12	17.1	17.1	87.1
LT 9	5	7.1	7.1	94.3
RADIOLOGI	4	5.7	5.7	100.0
Total	70	100.0	100.0	

Apakah responden mengonsumsi makanan dari luar rumah sakit saat dinas malam ini?

	Frequency	Percent	Valid Percent	Cumulative Percent
Valid TIDAK	18	25.7	25.7	25.7
YA	52	74.3	74.3	100.0
Total	70	100.0	100.0	

Kategori Penampilan Makanan

	Frequency	Percent	Valid Percent	Cumulative Percent
Valid KURANG	43	61.4	61.4	61.4
BAIK	27	38.6	38.6	100.0
Total	70	100.0	100.0	

Kategori Cita rasa Makanan

	Frequency	Percent	Valid Percent	Cumulative Percent
Valid KURANG	31	44.3	44.3	44.3
BAIK	39	55.7	55.7	100.0
Total	70	100.0	100.0	

Kategori Stress pada Responden

	Frequency	Percent	Valid Percent	Cumulative Percent
Valid STRESS	67	95.7	95.7	95.7
TIDAK STRESS	3	4.3	4.3	100.0

Total	70	100.0	100.0	
-------	----	-------	-------	--

Apakah responden lebih menyukai konsumsi snack dibandingkan makan nasi di malam hari?

	Frequency	Percent	Valid Percent	Cumulative Percent
TIDAK	18	25.7	25.7	25.7
Valid YA	52	74.3	74.3	100.0
Total	70	100.0	100.0	

Apakah snack saat ini perlu ditambahkan makanan lain seperti telur rebus?

	Frequency	Percent	Valid Percent	Cumulative Percent
TIDAK	18	25.7	25.7	25.7
Valid YA	52	74.3	74.3	100.0
Total	70	100.0	100.0	

Apakah lebih mudah untuk konsumsi makanan one dish meal?

	Frequency	Percent	Valid Percent	Cumulative Percent
TIDAK	10	14.3	14.3	14.3
Valid YA	60	85.7	85.7	100.0
Total	70	100.0	100.0	

Kategori Daya Terima Makanan Responden

	Frequency	Percent	Valid Percent	Cumulative Percent
KURANG	63	90.0	90.0	90.0
Valid BAIK	7	10.0	10.0	100.0
Total	70	100.0	100.0	

